




Club Notes: Duke

November 2009

Inside Amethyst Duke Club Notes:

- Block Specific
- Around the World—Regional
- Stuff for Kids
- Stuff for Guys
- Holidays
- Sylvia's Bridal Sampler
- Background Fill Patterns

Block Specific



3D Bow Tie Block



Bronte LC 001
(log cabin)

Carolina Lily Block 1



Welcome Lucee Kay! Grammie Kim sure has a big smile!!!

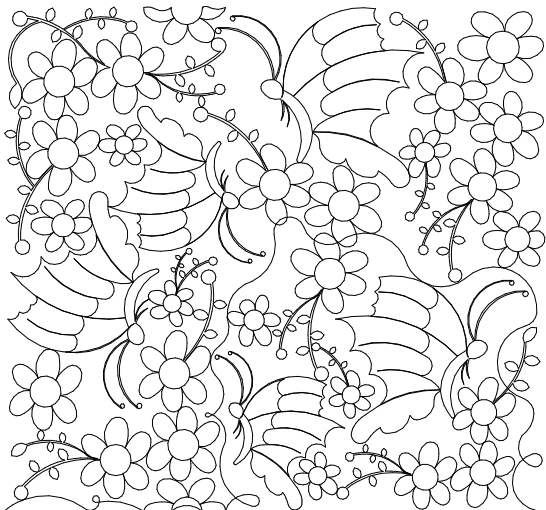

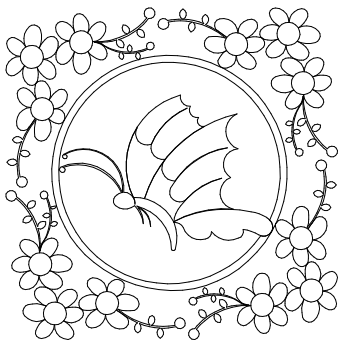
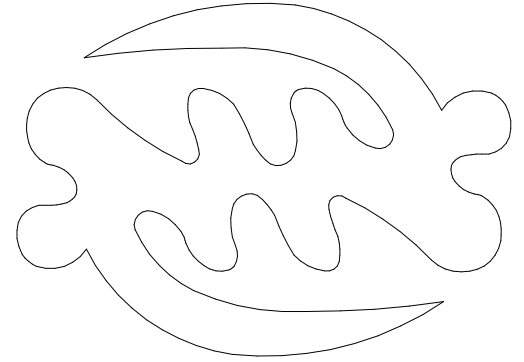
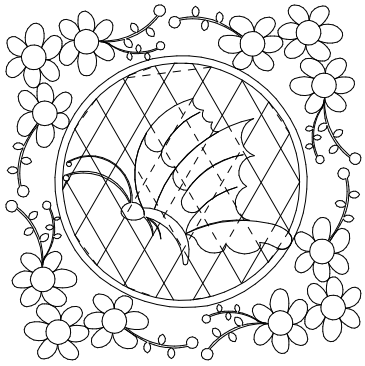
Around the World



African Motifs →

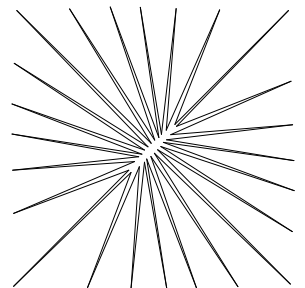


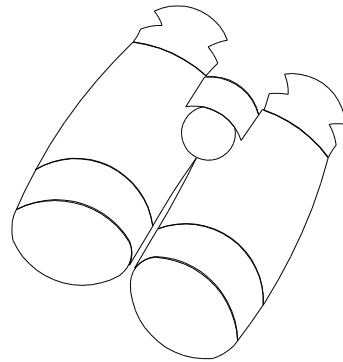



← Japanese Butterfly Set

Calm Water
Swirling Water
Chinese Dragon









Stuff For Kids


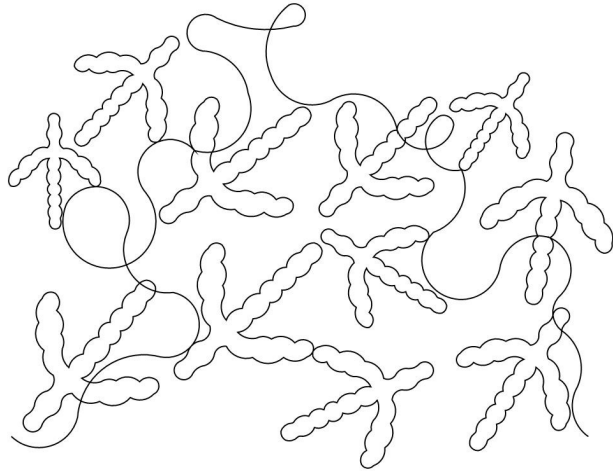
1 Spy Quilts



More for Kids...



Stuff for Guy Quilts






Some guys spend all their free time working on their cars....






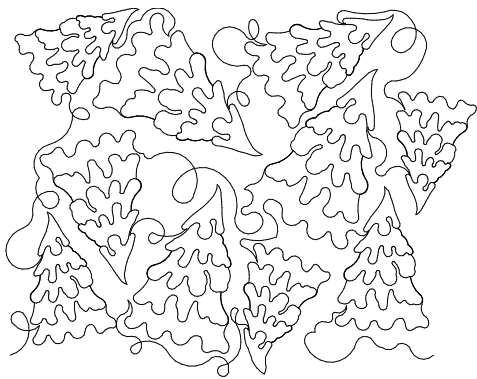

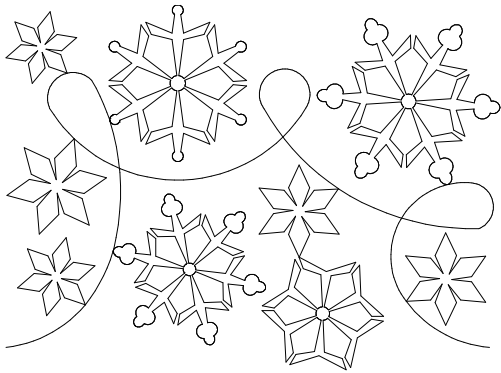

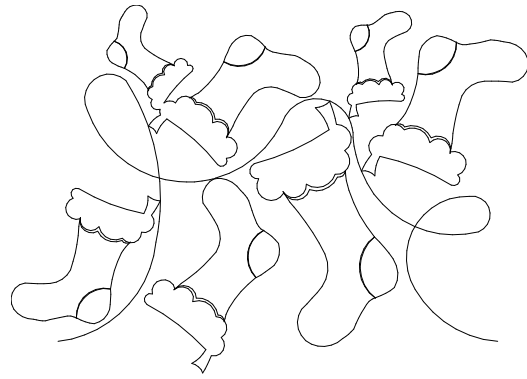
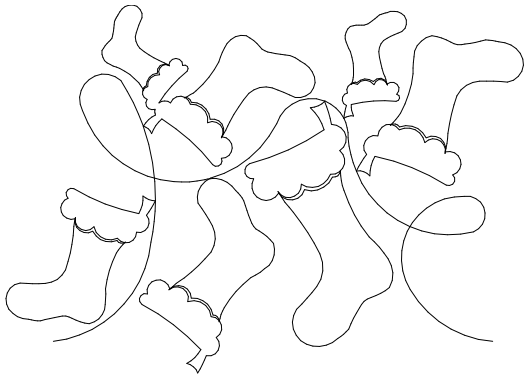
Some guys are armchair quarterbacks and are intensely loyal to their favorite teams.....


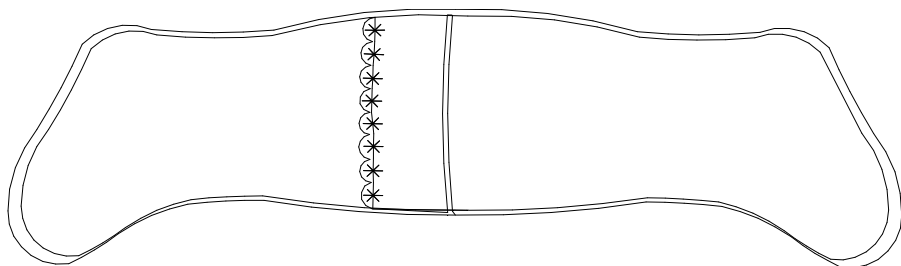
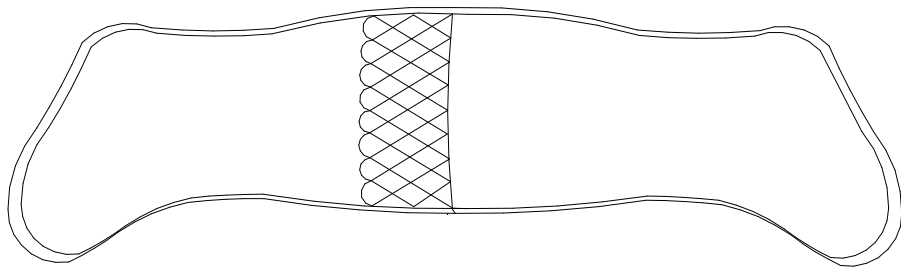
Some guys are all about hunting and/or fishing. For their quilts, we have Turkey Tracks and Fishing pano 001



And some guys start and end their days buried in the newspaper....

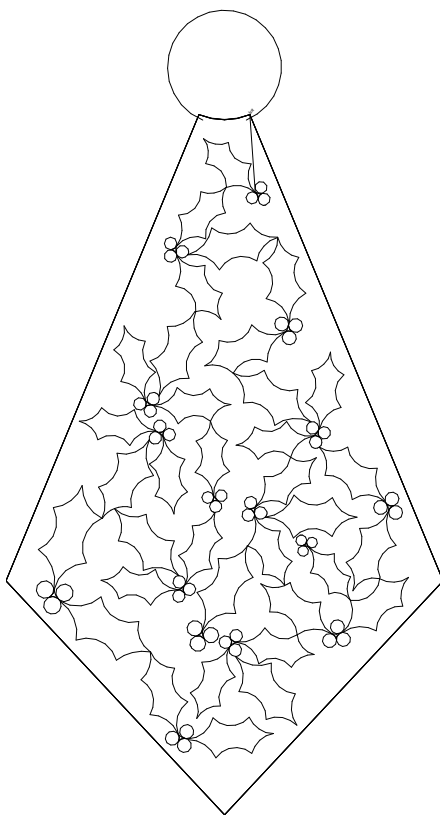







Three more Christmas Stockings and 2 more Christmas Tree Skirt panels.

Notice the new shape of these skirt panels. The instructions are the same, except that you'll need to stitch out 8 panels for this new shape!




Sylvia's Bridal Sampler



A couple of months ago, we got an email from a Sweet Dreams Quilt Studio customer (Viola Rae) telling us that she's going to be getting a whole bunch of the Sylvia's Bridal Sampler quilts, as it has become a popular Block of the Month club item. We'd never heard of it, so we turned to the internet for photos. WOW! We immediately decided that we Needed to make this quilt, so we bought the book. Kim had the bright idea that we should hand piece these blocks! Did you know that there are 140 blocks in this quilt?! So, Kim has 11 blocks done and I have 7 blocks done. I figure that at 1 block per week, it will take me three years just to make the blocks, another year to set it together with the sashing, cornerstone blocks and borders. Then.....to hand quilt or to machine quilt?

Kim has begun designing patterns to work on these blocks. The blocks are only 6" square, so the stitching designs can't be too involved. That makes them perfect for small blocks in other quilts as well. So, even if you don't have the Sylvia's Bridal Sampler BOM club knocking on your door, these blocks will come in handy in the future!



There are many, many more images of this beautiful quilt available on the internet. If you go web surfing and look at them, you may also be buying the book and making the quilt!
Thanks, Viola Rae....we're obsessed now!

Background Fills

